

# Performance

## Dominator Submersible Pumps



The Onga Dominator changes the rules for household pressure. Submerged in the tank or well, it is completely silent. It shares its pump components with the highly respected Sta-Rite Signature 2000 submersible borehole pump range. Coupled with Presscontrol, Dominator becomes a complete home pressure system.



**Applications:** Silent household pressure systems, garden irrigation, or water transfer.



## DW Range



The Dominator is the premium submersible pump for urban water applications. With its groundwater origins, the Dominator is designed for many years of reliable service in the urban environment. Coupled with the WaterSwitch it provides a premium automatic rainwater control system that will provide faultless operation.

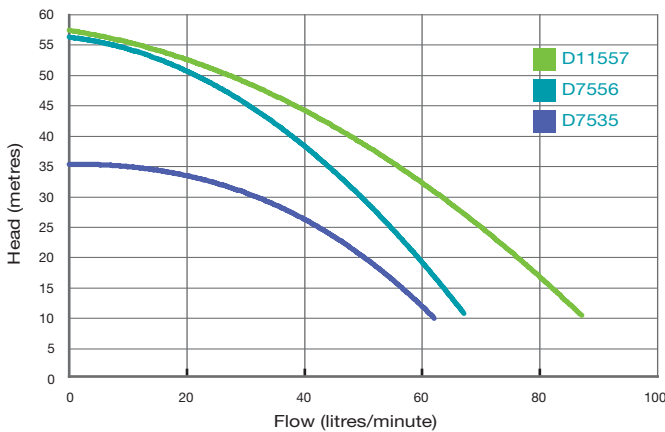


### Applications

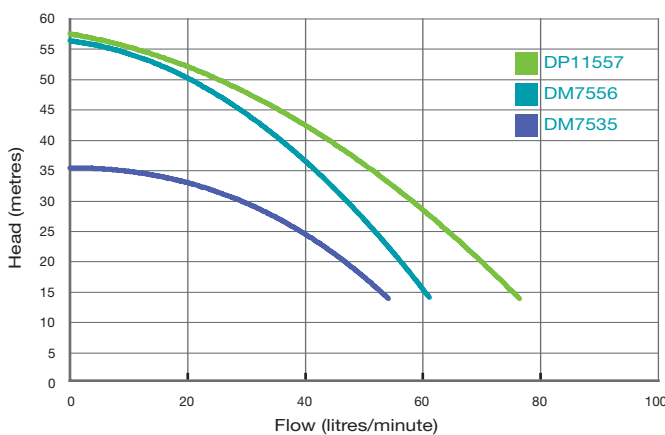
Urban rainwater installations where absolute silence, high pressure and solid reliability are the key considerations.



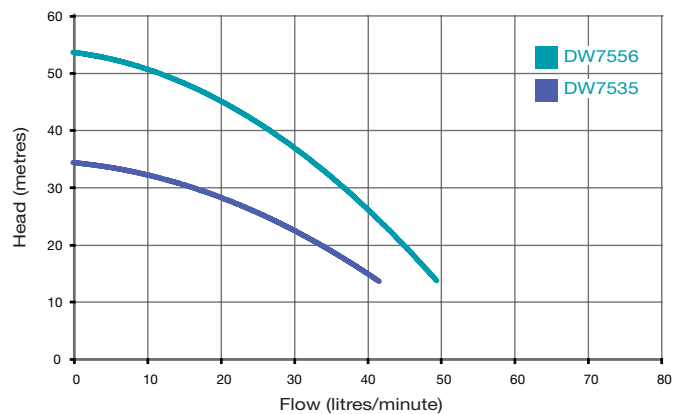
### Dominator Pump Performance



### Dominator with Presscontrol Performance



### Dominator with WaterSwitch Performance



### Dominator with Press Control Performance Table

Model	Watts P <sub>2</sub>	Minimum Operating Pressure (kPa)	Discharge Head (kPa)					Port Size (BSP)	
			Capacity (Litres per Min)					Pump Suction	Control Discharge
			140	210	280	350	420		
D7535	350	140	55	45	35	0	0	1 1/4" F	1" M
D7556	600	140	62	56	51	43	33	1 1/4" F	1" M
D11557	800	140	83	75	66	55	43	1 1/4" F	1" M

### Dominator with WaterSwitch Performance Table

Model	Watts P <sub>2</sub>	Minimum Operating Pressure (kPa)	Discharge Head (kPa)					Port Size (BSP)	
			Capacity (Litres per Min)					Pump Suction	W/Switch Discharge
			140	210	280	350	420		
DW7535	350	140	42	31	20	0	0	1 1/4" F	3/4" F
DW7556	600	140	50	44	39	33	22	1 1/4" F	3/4" F