



Please note that if you are printing this page the colours will not be accurate using most printers and should not be used for colour matching purposes.




## COLOURS FOR ROOFING & WALLING SYSTEMS




Surfmist® †\*\*




Evening Haze™



Shale Grey™



Classic Cream™



Dune® †\*\*



Windspray® †\*\*



Pale Eucalypt®



Sandbank®



Paperbark®



Bushland®



Ironstone®



Wilderness®



Jasper®



Headland®



Woodland Grey® \*\*




Deep Ocean® †\*\*



Cottage Green®



Loft™ \*\*



Manor Red®



Monument™



### Legend

† also available in COLORBOND® Stainless steel for Severe Coastal & Industrial environments.

\*\* also available in COLORBOND® Ultra steel for Coastal & Industrial areas.

To determine the most suitable material for your project please contact your supplier or refer to [www.colorbond.com](http://www.colorbond.com)

### COLORBOND® Metallic steel

Citi®




Skybridge®



Cortex®




Axis®



Facade®



Conservatory®



**NYLEX COLOUR CODES**  
**WITH COLORBOND NAMES**

<b>AG</b>	Armour Grey / Windspray
<b>BB</b>	Beige
<b>BE</b>	Beach / Sandbank
<b>BG</b>	Birch Grey / Dune
<b>BL</b>	Black / Night Sky
<b>BO</b>	Bronze Olive
<b>BS</b>	Bluestone / Ironstone
<b>BU</b>	Bush Grey / Bushland
<b>CB</b>	Clay Brown / Jasper
<b>DG</b>	Dark Green / Cottage Green
<b>GG</b>	Gull Grey / Shale Grey
<b>HR</b>	Heritage Red / Manor Red
<b>MB</b>	Mountain Blue / Deep Ocean
<b>MG</b>	Mist Green / Pale Eucalypt
<b>MM</b>	Merino / Paperbark
<b>OW</b>	Off White / Surfmist
<b>PT</b>	Pale Terracotta
<b>RG</b>	River Gum / Wilderness
<b>SB</b>	Storm Blue / Blue Ridge
<b>SC</b>	Smooth Cream / Classic Cream
<b>SG</b>	Slate Grey / Woodland Grey
<b>SP</b>	Spinning Gum / Plantation
<b>TB</b>	Torres Blue
<b>TR</b>	Tuscan Red / Headland
<b>WT</b>	White
<b>WH</b>	Wheat / Harvest